



Vehicle conversion

PHEV Ford Custom REAR CUT FLOOR

Ford Custom PHEV LWB



Original fuel tank remains
Vehicle is 20 g crash tested



Image shows Ford Custom L1

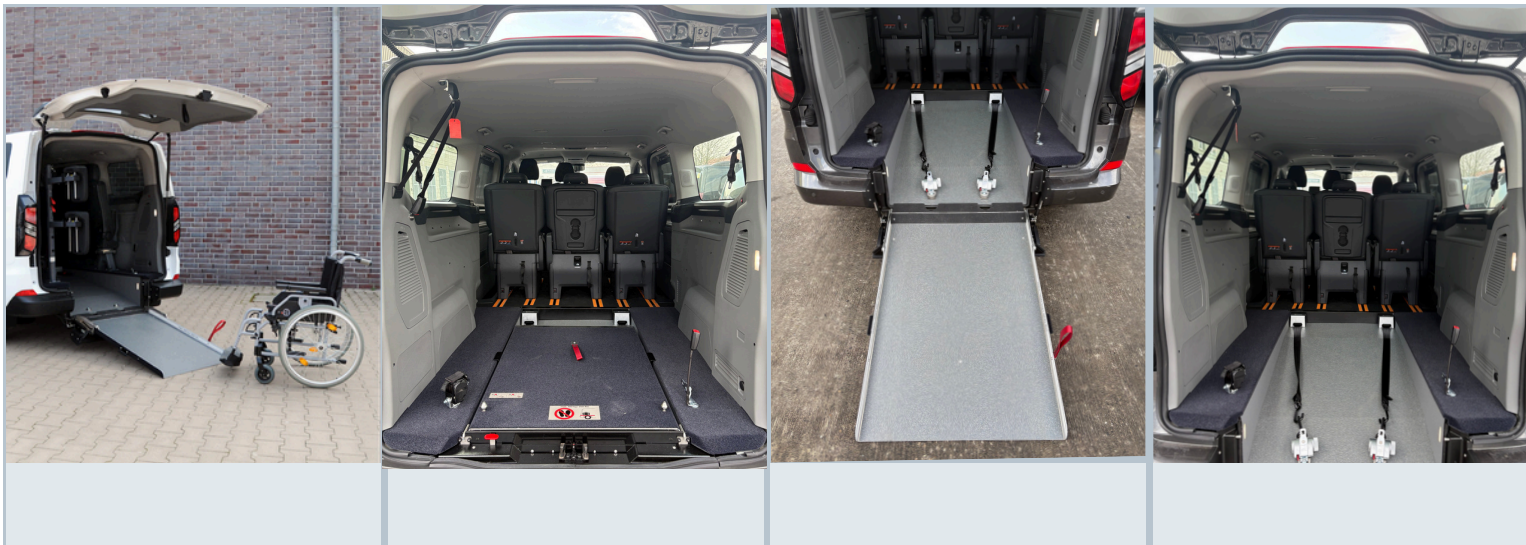


www.motabilityireland.com



ACCESSIBLE VEHICLE WITH REAR CUT FLOOR

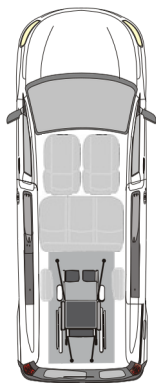
Ford Custom PHEV



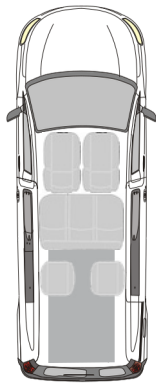
THESE FACTS MAKE ALL THE DIFFERENCE

- » XXL cutout without any obstructions
- » PROTEKTOR wheelchair & occupant restraint system (ISO approved)
- » Extra long front electric belts for the wheelchair
- » Access ramp with EASYUSE function for extremely easy operation
- » The optional, patented EASYFLEX ramp is very user-friendly and can be converted quickly to a loading area - ideal for flexible usage
- » Two optional tip & fold seats in third row
- » Original fuel tank and bench seat in second row remain
- » Optional head & backrest FUTURESAFE is available

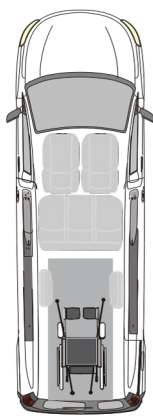
SEATING ARRANGEMENT



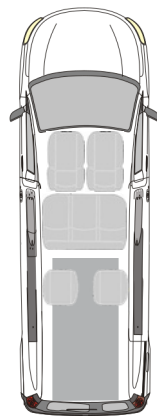
5 + 1
L1



7 + 0
L1



5 + 1
L2




7 + 0
L2

Note: Conversion suitable from 3.2 tonnes

TESTED SAFETY

The vehicle is dynamically crash tested with 20 g.
European type approval.



TECHNICAL DATA

- » Ramp
- » Wheelchair area interior floor dimensions
- » Wheelchair area height dimensions

Aluminium with anti-slip surface, gas strut supported, EASYUSE function providing a very simple and effortless operation with one hand

Width approx. 810 mm x length approx. 1,550 mm

Rear entrance height approx. 1,570 mm; Interior height approx. 1,510 mm (rear area)



Motability Ireland LTD.
Unit 21 Ashbourne Industrial Estate
Mobility Headquarters - (01) 835 9173
sales@motabilityireland.com
www.motabilityireland.com

